

Northwest Technical Park - Site 2

Rockmart, GA 30153, Polk County



Total Acres:	10 AC	Water on Site:	Yes
Remaining Acres:	10 AC	Water Main Size:	10 IN
Largest Tract:	10 AC	Sewer on Site:	Yes
Sale or Lease:	Sale	Sewer Main Size:	12 IN
Zoning:	Industrial	Gas on Site:	Yes
Former Use:	Agricultural	Gas Main Size:	6 IN
GRAD Site:	No	Electric Provider*:	Georgia Power

* Customer will have choice of provider if load is above 900 kW



Source: Georgia Power Economic Development



Job Tax Credit:	\$4,000/job
County Millage Rate:	21.082
County Property Tax:	\$8.43 per \$1000 FMV
Total Sales Tax:	7%
County Freeport: ¹	1: 100% 2: 100% 3: 100% 4: 0%

Incentive Zones
Foreign Trade Zone
New Market Tax Credit

Sources: Georgia Dept. of Revenue, Georgia Dept. of Community Affairs



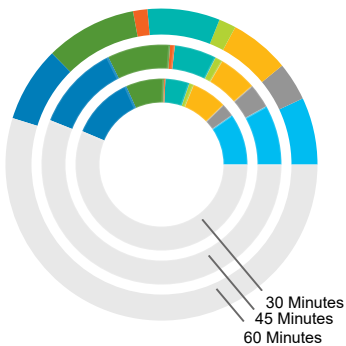
International Airport:	Hartsfield-Jackson Atlanta International, 44.9 miles	Port 1:	Port of Savannah, 264.3 miles
Interstate:	I 75, 18.2 miles	Port 2:	Port of Brunswick, 285.6 miles
Rail Provider:	Norfolk Southern	Inland Port:	Appalachian Regional Inland Port, 62.4 miles
		Intermodal:	Whitaker Rail Yard, 25.6 miles

Sources: Georgia Dept. of Transportation, Georgia Ports Authority



Workforce data is based on drive times from property unless otherwise noted	Laborforce ²		Unemployment Rate		Average Weekly Wage	
	30 Minutes:	113,017	Polk County:	4.3%	Polk County:	\$897
	45 Minutes:	228,890	Georgia:	3.5%	Draw Area: ³	\$976
	60 Minutes:	982,668	US:	3.9%	Georgia:	\$1,064
					US:	\$1,161

Jobs by Industry



	30 Mins.	45 Mins.	60 Mins.
Manufacturing	9,626	33,990	80,307
Wholesale Trade	2,464	13,932	45,706
Transportation & Warehousing	6,614	21,795	71,669
Information	848	4,228	20,555
Professional, Scientific & Technical Services	4,479	23,786	86,546
Management of Companies & Enterprises	262	2,699	17,108
Health Care and Social Assistance	7,129	35,597	108,825
Government	11,797	49,014	90,004
Other *	55,791	235,868	631,678

* Includes agriculture, mining, utilities, construction, retail trade, finance & insurance, real estate, admin & support services, educational services, arts & entertainment, accommodation & food services, and other services.

Sources: Georgia Dept. of Labor, Lightcast

¹ Level I - Business inventory is exempt from state property taxes for the following categories - 1: raw materials, 2: finished goods, 3: finished goods awaiting shipment outside of GA, 4: fulfillment center stock in trade

² Based on county centroids within user defined area or drive time ³ Includes county and adjoining counties

This information is provided "as is" without warranty of any kind either express or implied.

Georgia Power Economic Development | 75 Fifth Street NW, Suite 150 | Atlanta, GA 30308 | www.SelectGeorgia.com

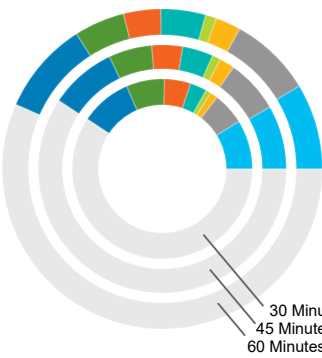
Northwest Technical Park - Site 2

Rockmart, GA 30153, Polk County



Economic
Development


Jobs by Occupation



	30 Mins.	45 Mins.	60 Mins.	Median Hourly Wage 60 Mins.
Management Occupations	8,753	35,022	100,044	\$39.23
Business & Financial Operations Occupations	5,737	29,273	95,553	\$35.80
Computer & Mathematical Occupations	1,357	8,389	29,593	\$44.51
Architecture & Engineering Occupations	945	4,668	12,743	\$37.92
Healthcare Practitioner Occupations	2,949	16,807	51,992	\$40.38
Installation, Maintenance, & Repair Occupations	4,661	16,965	43,405	\$23.61
Production Occupations	6,800	23,659	58,880	\$18.81
Transportation & Material Moving Occupations	9,072	36,610	108,052	\$18.44
Other *	58,736	249,515	652,136	N/A

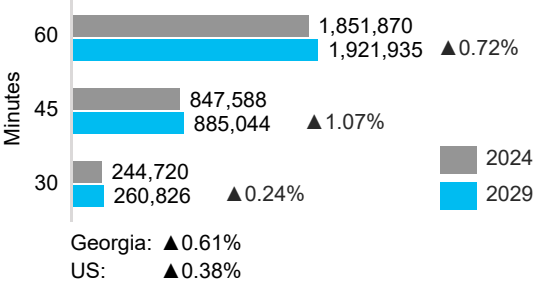
* Includes life & physical sciences, community & social services, legal, educational, arts & entertainment, healthcare support, protective services, food services, buildings maintenance, personal care, sales, office support, farming, construction, and military occupations.

Source: Lightcast

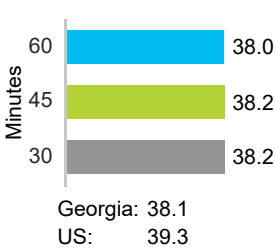


Demographic data is based on drive times from property

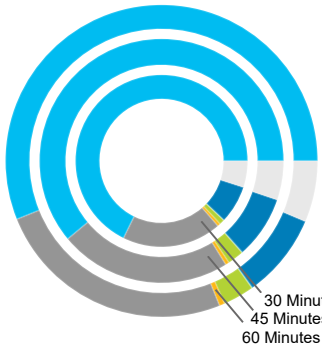
Population & Projected Annual Change



Median Age

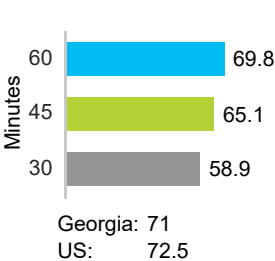


Population by Race

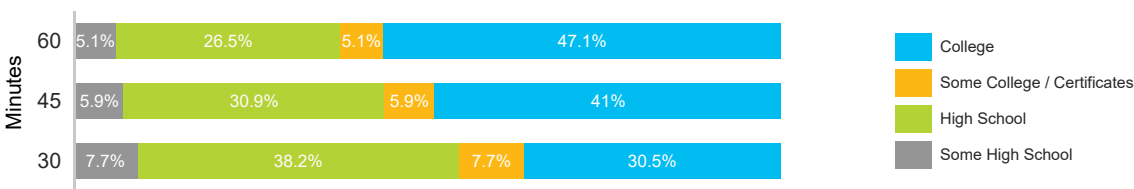


	30 Mins.	45 Mins.	60 Mins.
White	67.7%	61.1%	56.1%
Black	18.7%	22.8%	25.0%
American Indian	0.6%	0.5%	0.6%
Asian	1.0%	2.1%	3.2%
Pacific Islander	0.1%	0.1%	0.1%
Multiracial	5.0%	5.2%	6.3%
Other	7.1%	8.3%	8.8%

Diversity Index⁴



Educational Attainment⁵



Source: ESRI 2024



Property Contact:
Chris Thomas
Development Authority of Polk County
770-684-5686
chris@choosepolk.com

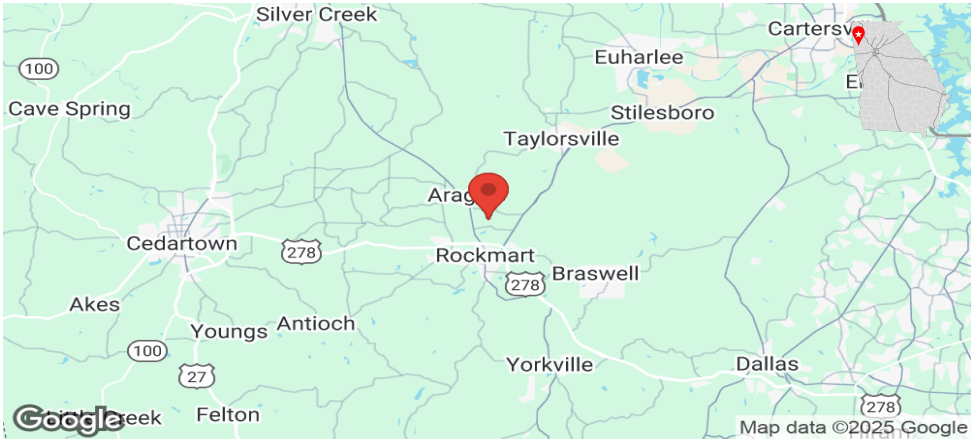
For more details, contact your local Georgia Power Regional Economic Development Manager:
Tamara Brock
Georgia Power Economic Development
706-477-7009
twbrock@southernco.com

⁴ Captures the racial and ethnic diversity of an area - the higher the number, the greater likelihood of meeting someone of a different race or ethnicity
⁵ Percent of population 25 and older

Northwest Technical Park - Site 2

Rockmart, GA 30153, Polk County

Location Map



Aerial Map



Environmental Map

